

# Music That Rocks the Preschool Classroom

Rosh Hashanah  
Yom Kippur  
Sukkot  
Simchat Torah  
Thanksgiving  
Chanukah




Lisa Baydush  
NewCAJE 2020

Tu B'shvat  
Purim  
Passover  
Yom Ha'atzmaut  
Lag B'Omer  
Shavuot  
Shabbat

# Boker Tov, Chaverim

by Lisa Baydush, capo 3 ([audio](#)) ([video](#))



[G]Boker tov, [C]chave[G]rim,  
[C]Boker [G]tov, [D]chaverim,  
[G]Boker tov, [C]chave[G]rim,  
[C]Boker, [D]boker [G]tov!

Boker tov to \_\_\_\_ ! (6x)  
BOKER TOV!!!

Boker [C]tov to YOU!  
Boker [G]tov to ME!  
Boker [D]tov to the FLOWERS and [G]TREES!  
Boker [C]tov to the BIRDS!  
Boker [G]tov to the SQUIRRELS!  
[D]BOKER TOV!!!

# What Songs and Why?

- **What purpose does this song serve?**  
Does it teach something? Is it a movement break? Is it just for fun?
- **Songs should relate to the theme in different ways.**  
Example for Rosh Hashanah:  
apples and honey; shofar; shanah tovah; creation
- **Songs should vary in tempo and dynamic.**  
Examples: quiet/slow vs. rowdy/fast;  
using props or percussion vs. hand motions or movement
- **Can I re-purpose this song?**  
Example: Whole World for Creation, YK, Tikkun Olam, Earth Day

# How to Make Them



- **What can you do with the song?**  
Props, percussion, movement, felt board, puppets, schtick, etc.
- **Adapt songs to meet your needs!**  
Change lyrics to suit your curriculum needs; make it a zipper song.
- **Put down the guitar!**  
Play a recording; lead hand motions/sign language.
- **What can you do differently on Zoom?**  
Invite children to bring things to the screen to accompany song, such as a stuffed animal for a Noah's Ark song.
- **Make a music video!**  
Consider how you can support students' engagement with a music video.

# Boker Tov, Chaverim... ANALYSIS!



## Why is this a good song to teach?

- It's a cheery greeting!
- Builds community!
- Helps me learn the children's names!
- Makes the children feel special to hear their names!
- Teaches Hebrew vocabulary (boker tov=good morning; chaverim=friends)

## How do I make it POP?!

- Rhythm routine (pats and claps)
- Shout Boker Tov at the end
- Hand motions to the verse

## What skills does this song help develop?

- Social
- Pattern recognition
- Rhythm
- Memory
- Crossing the midline

# Crossing the Midline



- **Happens anytime we cross one part of our body to the opposite side.**
- **Promotes the coordination and communication of the left and right hemispheres of the brain. Activities that promote crossing the midline help develop vital bilateral coordination necessary for reading, writing, getting dressed, playing sports, playing instruments, self-feeding, riding a bike, tying shoes, and so much more!**
- **Is essential for gross motor development (reaching across the body) and fine motor development (using eyes to read from left to right).**

# Shanah Tovah

adapted by Lisa Baydush to the tune of Hachagigah by Ariella Savir, capo 3



**[G]**Shanah tovah! (echo) Shanah tovah! (echo)

Shanah tovah u'metukah, a **[D7]**sweet new year

To all my friends (echo), my chaverim (echo),

On Rosh Hashanah, I wish you a **[G]**sweet new year!

Dip an **[C]**apple (dip dip dip) in some **[G]**honey (yummy yummy)

Blow the **[D]**shofar really **[G]**loud (TOOT TOOT TOOT) (repeat) (chorus)

Give a **[C]**hug! (hug hug) Blow a **[G]**kiss! (kiss kiss)

Close your **[D]**eyes and make a new year's **[G]**wish! (repeat) (chorus)

# Shanah Tovah

adapted by Lisa Baydush to the tune of Open Shut Them

**Shanah tovah, shanah tovah,  
Shanah tovah u'metukah! (repeat)**



- Pat knees + clap hands rhythm; pat floor 3x on 'metukah'
- Say 'metukah' loudly
- Sing faster/slower
- Sing loudly/softly
- Try it as call/response



שנה טובה ומתוקה



# Clap Your Hands for the Birthday of the World

adapted by Lisa Baydush to the tune of If You're Happy and You Know It



Clap your [C]hands for the birthday of the [G]world!

Clap your hands for the birthday of the [C]world!

Clap your [F]hands and shout hooray

for this [C]special/happy holiday

Clap your [G]hands for the birthday of the [C]world!

Stomp your feet...

Jump up 'n down...

Give a hug...

# Tap Your Heart

by Eliana Light ([video](#))



**[C]**Tap, tap, tap your **[G]**heart

Tap, tap, tap your **[C]**heart

Tap, tap, tap your **[G]**heart

On Yom Kippur, it's time to re**[C]**start

On Yom Kippur (echo) we try to do **[G]**good (echo)

We tap our hearts (echo) to remind us we **[C]**should (echo) (chorus)

On Yom Kippur (echo) we make a **[G]**plan (echo)

to make this year (echo) the best we **[C]**can (echo) (chorus)


# One Little Act of Kindness

by Susan Salidor ([audio](#))

[Am] One little act of kindness [G] goes a long, long [Am] way  
[Am] Two little acts of kindness can [G] brighten anyone's [E7] day  
[Am] Three little acts of kindness can [G] make a beautiful [E] sound  
And [Am] many acts of kindness [G] help the [E7] world go [Am] round

One little loving word...

One little hug and kiss...



# Party in the Sukkah

by Lisa Baydush, capo 3 ([audio](#))



*It's Sukkot! Let's build a sukkah!*

Gonna [C]build me a sukkah;

Gonna build me a [G]sukkah;

Gonna [C]build me a sukkah;

Gonna [G]party in the sukkah [G7]all week [C]long!

And [C]dance, [G]dance, [C]dance, [G]dance 'n [G7]dance (3x)...

*Wait a minute...*

Let's decorate the sukkah...

Invite friends to the sukkah...

Shake the lulav in the sukkah...

Let's eat out in the sukkah...

Let's sleep out in the sukkah...

Gonna party in the sukkah...

# Chag Sameach, Chag Sameach

by Lisa Baydush, capo 2



**[A]**Chag sameach (2x), have a happy **[E]**holiday!

Chag sameach (2x), Simchat Torah's **[A]**here today! (repeat)

**[A]**Wave, wave, wave your flags, wave them way up **[E]**high;

Wave, wave, wave your flags, wave them to the **[A]**sky! **[E7]**Oh...!

Hug, hug, hug the Torah, hug and give a kiss;

Hug, hug, hug the Torah, hug it just like this! Oh...!

March, march, march around, march around the room;

March, march, march around, march around on ZOOM! Oh...!

Dance, dance, dance with me, dancing's really fun!

Dance, dance, dance with me, come on, everyone! Oh...!



## TIPS:

- Pat legs to the beat and clap 3x at end of each line for chorus.
- Adapt song for different holidays throughout the year.

# Chag Sameach, Chag Sameach

by Lisa Baydush, capo 2 ([audio](#))



**[A]**Chag sameach (2x), have a happy **[E]**holiday!

Chag sameach (2x), Chanukah is **[A]**here today! (repeat)

**[A]**Light, light, light the candles, light them for eight **[E]**nights;

Light, light, light the candles, watch them shine so **[A]**bright! **[E7]**Oh...!

Spin, spin, spin the dreidels, spin them all around; Spin, spin, spin the dreidels, til they all fall down! Oh...!

Eat-eat-eat soufganiyot, donuts are so sweet; Eat-eat-eat soufganiyot, a very yummy treat! Oh...!

March, march, march around, like a Maccabee; March, march, march around, play your drum with me! Oh...!

Eat lots 'n lots of latkes 'cause latkes are the best; Eat lots 'n lots of latkes 'til your tummy needs a rest! Oh...!

# We Roll the Torah

adapted by Maxine Perlmutter to the tune of Bibidibabidiboo from Cinderella



**We roll the Torah over and over  
and over and over again;**

**We read and we read and we read and we read...**

**And then we be-gi-in again (AGAIN!)**

**(repeat faster/modulate)**



# Marching on Simchat Torah

by Lisa Baydush, capo 2 ([audio](#))

We're [A]marching, we're [D]marching on [E]Simchat [A]Torah

We're [A]marching, we're [D]marching on this [E]happy holi[A]day (repeat)

We [D]celebrate the Torah on [A]Simchat Torah

We [E]roll the Torah back and we [A/E7]read it again (repeat) (chorus)

We're dancing, jumping, skipping...





# Let's Give a Hug to the Torah

by Lisa Baydush (audio), capo 2



**[A]**Let's give a hug to the **[E]**Torah

Let's give a hug to the **[A]**Torah

Let's give a hug to the **[D]**Torah that we love,

(OR: Let's give a hug, let's give a hug)

**[E]**Let's give a hug to the **[A]**Torah!

Blow a kiss, show some love, march around, wave goodbye...



## TIPS:

- Good to sing during Shabbat Sings while children are kissing the Torah or putting the Torah away.
- Great with 2's in the classroom on Simchat Torah – pass around a stuffed Torah.

# Six Days to Make This Beautiful World

adapted by Lisa Baydush to the tune of [Down on Grandpa's Farm](#) (audio)

It took [C]six day, six days to make this beautiful [G]world!

It took six day, six days to make this beautiful [C]world!

On the first day, God made dark and light (2x)

And then God said that it was [G]good (IT WAS GOOD!)

And then God said that it was [C]good (IT WAS GOOD!) [G-G7]...

On the 2nd day, God made the land and sky and sea...


On the 3rd day, God made the flowers and trees...

On the 4th day, God made the sun and moon and stars...

On the 5th day, God made the fish and birds ...

On the 6th day, God made animals and people...

On the 7th day, God took a rest... and that is why we have Shabbat (SHABBAT!)



# What a Beautiful World

adapted by Lisa Baydush from [video](#)



What a [A]beautiful world, what a beautiful world,

What a [D]beautiful world I [E]see;

What a [A]beautiful world, what a beautiful world,

God [D]made for [E]you and [A]me!

[E]Rainbows and [A]flowers,

And [E]rivers and [A]trees;

The [E]sun and moon and [A]shining stars,

A [D]beautiful world in[E]deed!

# Noah Built the Ark, Ark, Ark

by Lisa Baydush, loosely based on Make a Matzah ([audio](#))



[G]Noah built the [D]ark, ark, ark

[G]As the rain be[D]gan to start;

[G]Animals (dogs and cats) came [D]2x2

[D7]Soon he had a floating [G]zoo!

[C]Noah, [G]Noah, [D]good 'ol Noah [G]built the ark;

[C]Noah, [G]Noah, [D]Noah built the [G]ark!



## TIPS:

- Sing with with sand blocks and laminated animals/ark!
- Verse: Tap the blocks 3x for 'ark, ark, ark.' Rub them together to make the sound of rain. 'Walk' the blocks like animals going onto the ark. Before each verse, let two children pick laminated animals from a bag and put them on a felt board. Zip in those animals.
- Chorus: pat blocks on the ground, tapping 3x for 'built the ark' and 1x for final 'ark.'

# Noah Saw a Rainbow

by Lisa Baydush ([audio](#))

[C]Rainbow, [F]rain[C]bow,  
[F]Noah saw a rainbow,  
...Noah saw a rainbow in the [G]sky! (repeat)  
...Noah saw a rainbow [G]in the [C]sky!

It was [F]red and orange,  
And [C]yellow and green,  
And [F]blue and purple [C]too;  
The [F]rainbow was a [C]special gift  
From [G]God to me and you (chorus)



## TIPS:

- Use scarves or rainbow ribbons.
- Let children identify the colors.
- Put colored spots on the floor in the order of the rainbow colors and have children stand with their scarves on their color spot so that they can wave their scarves in a rainbow formation.

# I am Thankful (Todah Rabah) [\(video\)](#)

adapted by Lisa Baydush to the tune of [There's a Little Wheel A-Turnin' in My Heart](#), capo 1

I am [G]thankful for my loving family,  
I am thankful for my [C]loving fami[G]ly;  
To[C]dah rabah, to[G]dah rabah,  
I am thankful for my [C]loving fami[G]ly!

I am thankful for this sunshine-y day...  
I am thankful for the food I have to eat...  
I am thankful for my strong, healthy body...  
I am thankful for the friends I have at school/on Zoom...



# Toe-dah

by Eliana Light ([video](#))

**Toe-dah, toe-dah, toe-dah rabah! (W000!) (2x)**

**Thank you for my \_\_\_\_\_ (4x)**



## Tips:

**Toe:** Touch toes

**Dah:** Hands on hips

**Ra:** Hands on shoulders

**Bah:** Arms up in air

**Woo:** Jump!



# Chanukah Lights Counting Song

by Emily Teck ([video](#))

**1-2-3-4,**

**We'll light 4 candles, then we'll light 4 more;**

**5-6-7-8,**

**Chanukah's coming, gonna celebrate!**





# We are the Maccabees

adapted by Lisa Baydush to the tune of [We are the Dinosaurs](#), capo 2



[Am]We are the Maccabees, [Em]marching, marching;

[Am]We are the Maccabees, [E]brave and strong!

[Am]We are the Maccabees, [Em]marching, marching;

[Am]We are the [E]Maccabees,

[E7]Hear our [Am]song! [E7]Hear our [Am]song!

We [C]like to shine our [G]light each [C]Chanukah [G]night,

We [C]like to shine our [G]light wher[Am]ever it's [E]dark;

We [C]like to shine our [G]light each [C]Chanukah [G]night

We [C]like to shine our [G]light and [Am]do our [E]part, 'cause...

\*Best for Kdg and older

# Chanu-Chanukah

adapted by Lisa Baydush to the tune of Froggie Went A'Courtin'

**[C]**Chanu—Chanu-Chanukah!

Chanu—Chanu-Chanu**[G]**kah!

**[C]**Chanukah is almost/finally here

**[F]**C'mon friends, let me hear you cheer for

**[C]**Chanu—**[G]**Chanu-Chanu**[C]**kah! (YEEHAW!)



Light the menorah for 8 nights (8 NIGHTS!)/Add a candle every night, watch them shining oh so bright...

Spin the dreidel round and round (ROUND AND ROUND!)/Nes gadol ha-ya-a sham, a miracle in Jerusalem...

Eat yu—mmy suf-ganiyot (SUGGANIYOT!)/Jelly donuts, oh so sweet. that's my favorite Chanukah treat...

Fry up— PO-TAY-TOE latkes (LATKES!)/Heap them up on your plate, eat them up, they taste so great! ...

Tell the story of the Maccabees (MACCABEES!)/Free to be the Jew in me thanks to Judah Maccabee...

Chocolate, chocolate, chocolate gelt (CHOCOLATE GELT!)/Chocolate gelt is such a treat, it's so very good to eat...

# Tov, Tov, Tov

by Lisa Baydush, capo 2 ([audio](#))



[C]Tov, [F]tov, [G]tov – how good it is!

[C]Tov, [F]tov, [G]tov – how good it is!

[C]Tov, [F]tov, [G]tov, to be to[C]gether!

[F]Ya[C]chad! (repeat)

How [F]good it [Dm7]is to see [G]you! (Hinei mah [C]tov)

Your [F]smiles [Dm7]brighten my [G]day! (Hinei mah [C]tov)

I'm [F]so [Dm7]glad that you're [G]here

So we can all sing— LA, LA, LA, LA, LA... to[C]gether!

Hi[G]nei, hi[G7]nei, hi[G]nei mah... (chorus)

# I'm a Little Apple Seed (audio)

adapted by Lisa Baydush to the tune of [What Can One Little Person Do](#) by Sally Rogers, capo 2

[G]I'm [F]a [C]little apple [C7]seed, I'm a [F]little apple [C]seed,  
And with lots of sun and rain, watch me [G]grow!  
One [C]day I will [C7]be a [F]great big apple [C]tree  
With [F]lots of fruit and [G]more seeds to [C]sow!



## Tips:

- Act out the song: be a seed and grow; drop seeds and begin again.
- Invite children to suggest types of fruit that grow on trees.
- Put laminated fruit pictures on a felt board image of a tree.



# I'm a Little Apple Seed... **ANALYSIS!**



## Why is this a good song to teach?

- It's an engaging melody!
- Invites participation.

## How do I make it POP?!

- Acting it out.
- Felt board fruit tree.

## What skills does this song help develop?

- Sequencing
- Grouping

# Apples and Bananas for Tu B'shvat

adapted by Lisa Baydush to the tune of Apples and Bananas

[G] I [G7] like [G] to [C] eat, eat, eat apples and ba[G]nanas!

I like to eat, eat, eat apples and ba[C]nanas!

I like to eat, eat, eat apples and ba[G]nanas!

On [G7] Tu-Tu-[G] Tu B'sh[C]vat!



## Tips:

- Zip in other fruit that grows on trees.
- Sing with fruit shakers.
- Put laminated fruit pictures on a felt board image of a tree.



# Tu Tu Tu Tu Tu B'shvat

by Lisa Baydush, capo 2 ([audio](#))

[C]Tu, Tu, Tu B'shvat!

[G]Tu, Tu, Tu, Tu, Tu B'shvat!

[C]Tu, Tu, Tu B'shvat,

the [G]birthday of the [C]trees! (repeat)

[F]Tall trees, [C]small trees, [G]big trees, [C]skinny trees,

[F]Yoga trees, [C]wobbly trees, [G]every kind of tree!

[F]Tall trees, [C]small trees, [G]big trees, [C]skinny trees,

[F]Yoga trees, [C]wobbly trees, [G]every kind of [C]tree!



# Happy Birthday to the Trees

adapted by Lisa Baydush to the tune of [Shabbat Hop](#) (audio)



## Chorus:

Happy [C]birthday, happy [F]birthday

Happy [G]birthday to the [C]trees! (repeat) (FREEZE!)

On [C]Tu B'shvat, we plant a [G]seed

We watch it grow into a [C]tree;

We eat the fruit and then we [G]say:

Happy [F]birthday to the [G]trees to[C]day! (chorus - clap)

On Tu B'shvat, we celebrate, we eat some fruit, we eat some cake;

We have a party and we say: Happy birthday to the trees today...

On Tu B'shvat, we thank the trees for all they do for you and me;

We give them hugs and then we say: Happy birthday to the trees today...

*Best done a capella  
with motions and clapping!*



# Make a Loud Noise with Your Groggers

adapted by Morah Shifra to the tune of Bluebird on My Shoulder ([audio](#)), capo 4

**[G]**Make a loud noise with your groggers

**[D]**Make a loud noise with your groggers

**[G]**Make a loud noise with your groggers

**[C]**Today is the **[D]**holiday of Pu**[G]**rim (repeat)

Rash, ra'ashan b'chag Purim (3x)

Chag Purim hayom (repeat)



# Rash Ra'ashan

by Rachel Buchman ([audio](#)), adapted, capo 4



**[G]**Rash, ra'ashan (SHAKE YOUR SHAKERS AND STOP!!!)

**[D]**Rash, ra'ashan (SHAKE YOUR SHAKERS AND STOP!!!)

on **[G]**Purim **[D]**Day, on **[G]**Pur**[D]**im **[G]**Day! (repeat)

(B'**[G]**chag Pu**[D]**rim, B'**[G]**chag **[D]**Pu**[G]**rim!)

Shake, shake, shake, shake, shake your groggers

**[D]**Drown out Haman's **[G]**name! (repeat)

(Purim, Purim, Purim hayom, **[D]**Chag Purim ha**[G]**yom)

# Megillah Megillah

adapted by Lisa Baydush to the tune of Mi Zeh Bah ([audio](#)), capo 2



## Chorus:

[G]Megi[D]llah, [C]Megi[D]llah,

[C]Who's coming [D]out of the [G]Me[D]gi[G]llah? (repeat)

End: We know who's in the Megillah!

There's [C]King A[D]hashve[G]rosh (Bless you/Thank you!)

He [C]likes to [G]come and [C]join the [G]fun,

And [C]sing a[D]long with [G]us! [D]Oh... (chorus)

There's Esther the Jewish Queen (Go Esther x4)...

There's wicked, wicked Haman – BOO!...

There's Brave Mordechai (Mordy, Mordy, he's our guy!)...

There's bold Queen Vashti (Yay, Vashti!)...

*Print and laminate pictures of each character; put up on felt board as each new character is introduced.*

# Be Happy It's Adar

by Linda Salvay



Be [C]happy it's A[G]dar!

Be happy, happy, happy it's A[C]dar!

Be happy, happy, happy, happy,

[F]Happy, happy, happy, happy,

[C]Happy, happy, [G]happy it's A[C]dar!

In Adar—, it's Purim ...

Queen Esther saved the Jews...

Mordechai, he was so brave...

We wear costumes on Purim...



Hear the Megillah on Purim...

Eat Hamentaschen on Purim...

Spin groggers on Purim...

# Ten Terrible Plagues

by Lisa Baydush ([audio](#))



[Dm]Moses said to [Am]Pharaoh - [E]Let my people [Am]go!  
But [Dm]Pharaoh wouldn't [Am]listen, he [E]kept on saying [Am]no!

## Chorus:

So [E7]God sent [Am]ten plagues, [Dm]ten plagues,  
[Am]Ten [E7]terrible [Am]plagues! (repeat)

[Dm]God made the water [Am]red with blood,  
[Dm]Then sent frogs and [Am]hail and bugs,  
But [Dm]Pharaoh wouldn't [Am]let us go, he [E7]kept on saying [Am]no! (2x)

God made the daytime dark as night  
Then sent beasts and boils and lice...

# Happy Happy Birthday, Yisrael!

by Lisa Baydush ([audio](#)) ([video](#))



## Chorus:

**[C]**Celebrate with me 'cause it's **[G]**Israel's birthday

Celebrate with me 'cause it's **[C]**Israel's birthday

Celebrate with me 'cause it's **[F]**Israel's birthday

**[G]**Happy, happy birthday, Yisra**[C]**el! (repeat last line 3x to end)

We sing and **[F]**dance and celebrate **[C]**Yom Ha'atzmaut

**[G]**Happy, happy birthday, Yisra**[C]**el! (repeat)

Wave your flags with me...

Dance, dance, dance with me...

March around with me...

# The Colors of Yisrael!

by Lisa Baydush ([audio](#)) ([video](#))



## Chorus:

**[C]**Blue and white are the colors of my flag

**[G]**Blue and white are the colors of my flag

**[C]**Blue and white are the colors of my flag

The **[G]**colors of **[G7]**Yis**[G]**ra**[C]**el

**[F]**Kachol is **[G]**blue

**[C]**Lavan is **[F]**white

Kachol v'la**[G]**van l'Yisra**[C]**el (repeat) (chorus)

# Zum Gali Gali

adapted by Elana Jagoda ([audio](#)) ([video](#)), capo 2



## Chorus:

[Am]Zum gali [E]gali gali, [Am]zum gali gali

[Am]Zum gali [E]gali gali, [Am]zum— (repeat)

[Am]Yom hule[G]det sa[Am]meach, woo!

[Am]Yom hule[E7]det sa[Am]meach, woo! (repeat)

Shabbat Shabbat Shalom...

Boker Tov, Chaverim...



# Lag B'omer, Our Holiday

by Ellen Allard, capo 3

## Chorus:

[Am]See the fire [E]flames are rising [Am]higher, higher;

[Am]See the fire [E]flames are rising [Am]higher [E]to the [Am]sky!

[Am]See the fire [E]flames are rising [Am]higher, higher;

[Am]Friends and family [E]gather round on [Am]this our [E]holi[Am]day!

[Am]We will celebrate, [G]celebrate, celebra[Am]te! (3x) (clap 2x)

On [C]Lag B'omer our holi[E7]day!

We will sing and dance...

We will pick-a-nick...



*Create a 'fire' with yellow, orange  
and red scarves in a pile in the  
middle of the circle.*

# Ten Good Rules

by Lisa Baydush ([video](#)), capo 3



## Chorus:

[G]1-2-3-4-[D]5-6-7-[C]8-[D]9-[G]10 (2x)

[C]Ten com[G]mandments are [D]ten good [G]rules

We [C]learn them from [G]Torah [D]and here in school/shul. (chorus)

[C]Share your [G]toys, and [D]be a [G]friend,

[C]Give tze[G]dakah, and [D]lend a hand! (chorus)

[C]Love your mom and [G]dad, [D]celebrate Sha[G]bbat

Be [C]kind to [G]others, be [D]glad with what you've got! (chorus)

# Eitz Chayim

adapted by Lisa Baydush to the tune of Thunderation ([video](#)), capo 3

[C]Eitz, eitz, eitz,  
Eitz chayim [Am]hee hee hee,  
It is a [F]tree, tree, tree of life  
for [G/]you, for me, for / everybody!

[C]To—rah, Torah,  
[Am]To—rah, Torah,  
[F]To—rah, Torah,  
[G/]Torah tziva, / lanu Moshe!

[C]We've got a special holi[Am]day,  
We've got a day to learn and [F]pray,  
We've got Shavuot to[G/]day and so we celebrate!

# Shabbat Shabbat Shalom

by Laura Lenes, capo 2



[C]Sha[G]bbat, [F]Shabbat sha[G]lom! (clap 4x)

[C]Sha[G]bbat, [F]Shabbat sha[G]lom! (clap 4x)

[C]Sha[G]bbat, [F]Shabbat sha[G]lom!

Sha[F]bbat sha[G]lom, have[C]rim!

Wave to a friend and say Shabbat shalom...

Share a smile with a friend and say Shabbat shalom...

Give a high five and say Shabbat shalom...

# Let's Get Ready to Pray

by Lisa Baydush ([audio](#))

**[D]** Shake, shake, shake your yadayim

**[A7]** Shake, shake, shake your yadayim

**[D]** Shake, shake, shake your yadayim

**[A7]** Let's get **[A]** ready to **[D]** pray!

Stretch to the shamayim...

Bend your berkayim...

Reach for your raglayim...

Shake out your whole guf (but don't be too goofy!)... **NOW** we're ready to pray!



# Modeh Ani (preschool)

by Lisa Baydush ([audio](#)), capo 2



[G]Modeh ani, [C]thank [Am7]you, [D]God;

[G]Modeh ani, for this [C]brand [Am7]new [D]day;

[G]Modeh ani, [C]thank [Am7]you, [D]God;

[C]for [Am7]this [D]brand [Dsus4]new [G]day!



And for my [D]friends, and for my [G]family,

And for my [D]puppy, and for my [G]school,

And for my [D]comfy bed, and for this [G]sunny day,

[C]Modeh [D]ani! (chorus)



Zipper song!  
What are YOU thankful for today?

# Stop and Take a Breath

by Lisa Baydush ([audio](#))



**We've got to stop!**

**And take a breath,**

**And let it out**

**On Shabbat. (repeat)**



## Tips:

- Use this song as a means of segueing from ruach to prayer at a Shabbat Sing or Tot Shabbat service.
- Remind students that although it is fun to jump and dance and play instruments, Shabbat is a quiet time, a time to pause from our busy lives, to take a breath, and rest.
- Encourage children to show their stop sign hands and to shout **STOP!**
- Reach up high and take a deep breath. Let out the breath while bringing hands down to shoulder height.
- Make the sign for Shabbat – hold up index fingers on both hands like candles, and bring them together.

# Tzedakah Tzedakah

by Lisa Baydush ([audio](#)), capo 2



## Chorus:

[G]Tzedakah, tzedakah, [C]give tze[G]dakah!

[C]Give tze[G]dakah, [D]lend a hand!

[G]Tzedakah, tzedakah, [C]give tze[G]dakah!

[C]Give tze[G]dakah, [D]be a [G]friend!

[C]Give a little, [G]give a lot,

[D]Give what you can [G]every Shabbat! (repeat) (chorus)

[C]Give from your pocket, [G]give from your heart,

[D]Give 'cause it's a mitzvah to [G]do your part! (repeat) (chorus)

*Shake tzedakah box shakers!  
Use hand motions for verses!*



# Havdalah is When We Say Goodbye to Shabbat

by Lisa Baydush ([audio](#))



[C]Havdalah is when we say good[G]bye to Shabbat

[G]Havdalah is when we say good[C]bye [G7]to Sha[C]bbat

## Chorus:

[C]Shalom Sha[F]bbat, Sha[C]lo-o-om Sha[G]bbat

[C]Shalom Sha[F]bbat, Sha[G]lo-o-om Sha[C]bbat

Havdalah is when we see the braided candle glow (2x)...

Havdalah is when we smell the spices oh so sweet! (2x)...

Havdalah is when we see three stars in the sky (2x)...

# The Color Game

by Lisa Baydush ([video](#))



I'm [C]thinkin' about the [F]color A[C]dom

Do you know what [F]color I [G]mean?

A[C]dom is an apple and a [F]fire[C]truck,

Now shout it with me... [G]Adom is [C]red!

Adom is RED! Adom is RED!

[G]Adom, Adom, Adom, Adom, Adom is [C]red! [F-G]

Kachol... the sky and a swimming pool... kachol is blue!

Yarok... the grass and the leaves on a tree... yarok is green!

Tzahov... a banana and the shining sun... tzahov is yellow!

Katom... a carrot and a basketball... katom is orange!

Sagol... a plum and a bunch of grapes... sagol is purple!

Lavan... a snowflake and a marshmallow... lavan is white!

Varod... a flamingo and cotton candy... varod is pink!

Shachor... a panther and the evening sky... shachor is black!